



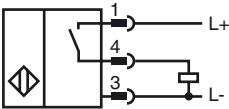
### Model Number

CBB8-18GS75-E2-V1

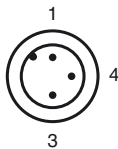
### Features

- 8 mm flush
- The switching distance can be set over a wide range with the potentiometer

### Connection



### Pinout



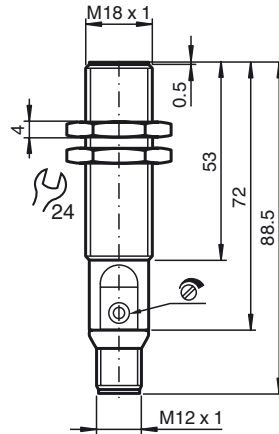
Wire colors in accordance with EN 60947-5-2

1	BN	(brown)
3	BU	(blue)
4	BK	(black)

### Accessories

- BF 18**  
Mounting flange, 18 mm
- V1-W-2M-PUR**  
Female cordset, M12, 4-pin, PUR cable
- V1-G-2M-PUR**  
Female cordset, M12, 4-pin, PUR cable
- V1-W**  
Female connector, M12, 4-pin, field attachable
- V1-G**  
Female connector, M12, 4-pin, field attachable

### Dimensions



### Technical Data

#### General specifications

Switching element function		PNP	NO
Rated operating distance	$s_n$	1 ... 8 mm	
Installation		flush	
Output polarity		DC	

#### Nominal ratings

Operating voltage	$U_B$	10 ... 30 V
Switching frequency	$f$	0 ... 100 Hz
Reverse polarity protection		reverse polarity protected
Short-circuit protection		pulsing
Voltage drop	$U_d$	$\leq 1.5$ V
Temperature drift		max. 20 % at -5 ... 55 °C (23 ... 131 °F)
Operating current	$I_L$	0 ... 100 mA
No-load supply current	$I_0$	$\leq 18$ mA
Time delay before availability	$t_v$	$\leq 300$ ms

#### Indicators/operating means

LED green	Operating display
LED yellow	indication switching state
Potentiometer	sensitivity adjustment

#### Ambient conditions

Ambient temperature	-25 ... 85 °C (-13 ... 185 °F)
---------------------	--------------------------------

#### Mechanical specifications

Connection type	Connector M12 x 1, 3-pin
Housing material	Stainless steel 1.4305 / AISI 303
Sensing face	PBT
Protection degree	IP67

#### Compliance with standards and directives

Standard conformity	
Standards	EN 60947-5-2:2007 IEC 60947-5-2:2007

#### Approvals and certificates

UL approval	cULus Listed, General Purpose
CCC approval	CCC approval / marking not required for products rated $\leq 36$ V